

Home & School

CONNECTION[®]

Working Together for School Success

January 2006

Summit Academy
Mrs. Barbara Lachel, Principal

SHORT NOTES



Make history personal

To get your youngster excited about history, read biographies together. Life stories written for children make historical figures like Ben Franklin and Booker T. Washington come to life. You can find biographies in the children's nonfiction section of the library.

DID YOU KNOW?

Hobbies have big benefits. They're educational, and they give kids a fun, creative outlet. How can your child find a hobby? Encourage her to build on her interests. If she enjoys watching baseball on TV, she could join Little League. If she likes jewelry, she might enjoy making her own.

Finding friends

If your youngster is slow to find friends at school, remind him that friendships take time. Suggest ways for him to spend time with a classmate. He could invite him the next time your family has movie night at home or goes out for pizza. The payoff could be a lifelong friend!

Worth quoting


"You cannot teach a man anything. You can only help him discover it within himself." *Galileo Galilei*

JUST FOR FUN

Karen: I can tell you the score of tonight's big game before it starts.

Teacher: Really? What is it?

Karen: Zero to zero!



Primed for projects

School projects are often a source of worry for both parents and students. But they don't have to be! Try these suggestions to help your child's next project go more smoothly.

Review the assignment

Read over the project guidelines with your youngster. Be sure she understands how to present the project and that she has a purpose in mind. *Example:* For a science project, she may need to conduct an experiment and then present the results in a written report.

Get started right away

Encourage your child to begin working as soon as the project is assigned. By jumping in right away, she will have time to get help if she needs it—or to redo a part that didn't work out the way she planned.

Do thorough research

Where will your youngster find the information she needs? Books, magazines, newspapers, and the Internet are all valuable resources. Suggest that she use a variety of sources to be sure her research is well-rounded. (*Editor's Note:* Keep an eye on your child's Internet research—some sites contain unreliable or inappropriate content.)

Check it over

Remind your child to check her work carefully. For a written report, this might



include verifying facts and rereading to find grammar, spelling, and punctuation errors. For an oral presentation, she could practice in front of a parent or friend. ♥

ACTIVITY CORNER


Dictionary expedition

Want to help your kids become familiar with using the dictionary? Have a dictionary scavenger hunt:

■ Find a word for each letter of the alphabet in the dictionary. Who can write down 26 words the fastest? *Tip:* For older players, you could have a rule that the words must contain at least five letters, or three or more syllables.

■ Pick five words your youngsters don't know. See who can find them in the dictionary the fastest. Take turns reading the definitions aloud.

■ Find a word that can be used as more than one part of speech. *Hint:* The abbreviations for parts of speech are in each dictionary entry. *Examples:* "n" = noun; "adj" = adjective ♥




This year, I resolve ...

To be involved!

Many people make New Year's resolutions for themselves. This year, you could make a resolution that benefits your kids too—a resolution to become more involved in their education. Your children are likely to get better grades and be more interested in school. Here are some ways to get started.

At home:

- Establish a daily homework routine.
- Talk with your children about their day.
- Make sure they have all the school supplies they need.



- Read aloud with your youngsters every day.
- Praise your children's schoolwork—and their efforts.
- Attend parent-teacher meetings whenever possible.
- Encourage grandparents and other family members to get involved too! ♥


- See to it that they get enough sleep on school nights.

At school:

- Stay in touch with your kids' teachers. Send notes or e-mail if you have concerns. Be sure they know how to reach you.
- Share a skill, a job, or an interest with your child's class.
- Participate in or offer to coordinate evening or weekend volunteer activities at school.

Word power!

Some kids seem to be born with great oral language skills. Others struggle to express themselves clearly. Help your child learn the art of conversation and strengthen his language muscles with these ideas.



Begin at the beginning. Kids often start in the middle when they relate the events of a story. Prompt your child to organize his thoughts by saying, "Why don't you start at the beginning?"

Can you elaborate? Encourage your youngster to describe things precisely. For example, if he tells you that the field trip was "cool," ask him, "What made it cool?"

Oh, you mean...! When your child is describing something, give his vocabulary a boost by repeating his thoughts using new words. *Example:* "So, you devoured the chocolate cake?" ♥

OUR PURPOSE

To provide busy parents with practical ideas that promote school success, parent involvement, and more effective parenting.

Resources for Educators,
a division of Aspen Publishers, Inc.
3035 Valley Avenue, Suite 103, Winchester, VA 22601
(540) 723-0322 • rfeustomer@aspenpublishers.com
ISSN 1540-5621


PARENT TO PARENT

Ready for change

Last year, we had to move in the middle of the school year. To help our family adjust, we called the chamber of commerce in our new town and asked for information about things to do there. They sent us brochures on nearby attractions and a calendar of special local events.

A few weeks later, we made a "trial run" to the area and visited the kids' new school. They got a tour and were able to meet some of their classmates while I took care of their enrollment. Afterward, we explored the neighborhood and played at the local park.

My children really enjoyed seeing their new town. Leaving our old house and their friends was still hard, but I know they felt better because they had so much to look forward to. ♥



Q & A Vision variables

Q: My son's eyes often look red at the end of the day. Could he need glasses?

A: It's possible. A child whose eyes are constantly red or tired-looking may have a vision problem. Experts recommend that children have a complete eye exam once a year. But vision problems can show up at any time.

Symptoms of vision problems include:

- ▲ Squinting or closing one eye to see things far away or close up, especially while reading



- ▲ Rubbing eyes frequently
- ▲ Complaining that eyes hurt
- ▲ Frequent headaches (caused by eyestrain)
- ▲ Sudden clumsiness (for example, not being able to catch balls as well)
- ▲ Tilting his head to see things
- ▲ Crossed eyes

If your youngster shows any of these symptoms, it's a good idea to schedule an eye exam right away. ♥